PHILIPS ADVANCE

Metal Halide Lamp Ballast

Catalog Number 78E6592
For 1000W M47
60 Hz CWA
Status: Active

DIMENSIONS AND DATA

78E INDOOR ENCLOSED DIMENSIONS

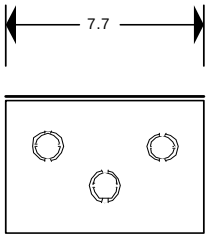

Top view
3 double
7/8" and 1 1/8"
knockouts

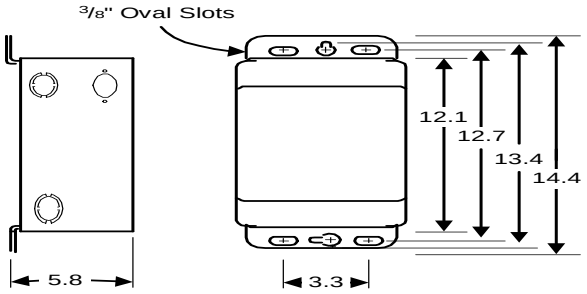

INPUT VOLTS		120	208	240	277	
CIRCUIT TYPE	CWA					
POWER FACTOR (min)	90%					
REGULATION						
Line Volts	±10%					
Lamp Watts	±10%					
LINE CURRENT (Amps)						
Operating		9.00	5.20	4.50	3.90	
Open Circuit		4.50	2.70	2.30	2.20	
Starting		7.80	4.00	3.70	3.20	
UL TEMPERATURE RATINGS						
Insulation Class	H(180℃)					
Coil Temperature Code	1029					
MIN. AMBIENT STARTING TEMP.	-20℉ or -30℃					
NOM. OPEN CIRCUIT VOLTAGE	430					
INPUT VOLTAGE AT LAMP DROPOUT		84	146	168	194	
INPUT WATTS	1080					
RECOMMENDED FUSE (Amps)		20	15	10	10	
CORE and COIL						
Dimension (A)						
Dimension (B)						
Weight (lbs.)	42					
Lead Lengths	12"					
CAPACITOR REQUIREMENT						
Microfarads						
Volts (min.)						
Fault Current Withstand (amps)						
60 Hz TEST PROCEDURES (Refer to Advance Test Procedure for HID Ballasts - Form 1270)						
High Potential Test (Volts)						
1 minute	2000					
2 seconds	2500					
Open Circuit Voltage Test (Volts)	385-475					
Short-Circuit Current Test (Amps)						
Secondary Current	5.20-6.40					
Input Current		5.70-8.50	3.20-4.80	2.80-4.30	2.40-3.60	-

Capacitor:

The capacitor is included as part of the potted assembly.

Wiring Diagram:

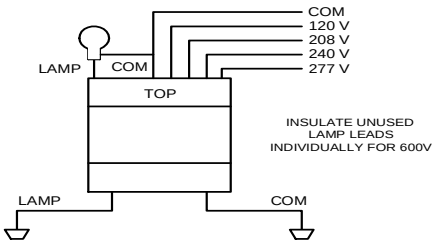

Fig. IE-2

Ignitor: NA

This ballast does not require the use of an ignitor.

Ordering Information

Order Suffix	Description

Data is based upon tests performed by Philips Lighting Electronic N.A. in a controlled environment and representitive of relative performance.
Actual performance can vary depending on operating conditions. Specifications are subject to change without notice.

Philips Lighting Electronic N.A.
10275 West Higgins Road · Rosemont, IL 60018 · Tel:800-322-2086 Fax:888-432-1882
Customer Support/ Technical Service:800-372-3331 · OEM Support: 866-915-5886

08/28/97