

**PHILIPS**

*CitySoul gen2 LED*

Public lighting



Product guide

# Bringing light and ambience to your city



# Bringing ambience to your city

In public spaces, people respond to the available lighting in different ways at different times and places. The new CitySoul gen2 LED street lights apply these insights to help you define an urban area's ambience and energy. With their pleasant round styling, they will blend perfectly into any city center.

## **New generation, new design**

The popular, well-received CitySoul series has evolved into a new range: CitySoul gen2 LED. Its updated design has circular shapes that make the product instantly recognizable. With the abundance of circles already visible in our environment, CitySoul gen2 LED is a natural addition to a city as a modern habitat.

The styling is based on a round archetype with beautiful, flush transitions between spigot, luminaire and bracket. This makes CitySoul gen2 LED a complete and versatile urban lighting solution that is both elegant and discreet.

## **Light and luminaire become one**

Our growing understanding of the effects of light on our wellbeing has informed a new generation of lighting designs for public spaces. But often the technology installed to produce this light is still packaged in a traditional, unattractive form.

With the introduction of CitySoul gen2 LED, you can take urban lighting to the next level. The boundary between natural and artificial light will blur and the street lights themselves will become a natural part of the cityscape.



# Inspire and enhance your city



## Easy urban integration

The CitySoul gen2 LED family is part of the Philips UrbanStyling approach: a modular range in which luminaires, brackets and poles work together as a unified design concept. With flush transitions and clean lines, CitySoul gen2 LED is a discreet, elegant fit for any urban context.



## Comfort & ambience

With a specially designed LED board, diffusing tools and several light-color options, CitySoul gen2 LED does more than produce the required lighting levels. It adds a sense of comfort to city lighting and enhances the nighttime ambience.



## Best-in-class performance

Excellence in urban lighting is all about state-of-the-art illumination and high energy savings. The CitySoul gen2 LED range is CityTouch compliant and applies the latest technology to enable sustainable, high-performance lighting solutions.



Public lighting  
.....  
CitySoul gen2 LED  
.....  
**Benefits**  
.....

# Easy urban **integration**

Designed to match your city CitySoul gen2 LED is the most versatile urban street lighting family that Philips has yet designed. All elements in the CitySoul gen2 LED family were created by the same designer, to improve and maintain visual consistency throughout the range.

The discreet and understated design houses advanced technology that can cater to the needs of any urban environment. And a complete range of new application features have been added to the many existing solutions.

Three new brackets for different city areas have been added, including an elegant Lyre for more urban-focused applications and an Accent bracket that allows you to create the most elegant spiral configurations yet.

# Comfort & ambience

## More than just top performance

The CitySoul gen2 LED family is the standard when it comes to providing excellent lighting levels for city streets and squares. But it goes beyond that, creating a feeling of comfort or even a specific ambience to meet the needs of different urban areas.

## Striking the right balance

In urban contexts, it is very important to find the optimal balance between performance


on the one hand, and comfort and ambience on the other. There are many factors that influence the equilibrium of comfort versus highest lighting efficacy - examples are: the installation height, the application's context and other aspects like the type and concentration of traffic participants.

If they look directly into the light, users can experience discomfort when they are exposed to high


luminance levels. To avoid this and enhance comfort, CitySoul gen2 LED offers a diffusing option that softens the light but still offers high lighting quality.

Alternatively, a result may be required with optimal efficacy and optimal optical performance. In such cases, CitySoul gen2 LED will use the clear glass option. This achieves the best light distribution, especially in combination with high-transmission lenses.

## Standard glass



## Frosted glass



# Get smart with Intelligent White

CitySoul gen2 LED is the world's first urban lighting range to offer Intelligent White. This new and unique feature – which you can pre-program right into the luminaires – enables you to enhance the nighttime ambience of your city by changing the color temperature of the light, following the nighttime rhythm.

This is highly relevant to areas of a city where the occupancy changes over the course of the day, like squares and parks. Such changes in micro-local population density affect the flow of people and traffic, and the required relevant services, throughout the city.

It can be a great benefit, then, to use light as an inconspicuous means of effecting changes in ambience – which, in turn, influence where people go in your city. Intelligent White can be ordered according to your specifications with any standard pre-setting you prefer.

## A city square at night

Example:





# Lighting performance

Whatever the application, the CitySoul gen2 LED range is the versatile UrbanStyling toolbox for city planners and lighting designers. The product range offers a wealth of mounting possibilities and ensembles, and it has a lighting performance that will meet any city's needs.

## **A variety of optical distributions**

To ensure optimal application flexibility, the CitySoul gen2 LED range includes six different optical distributions. These have been developed to match real-life situations that are common to most urban environments, ensuring that the users get optimized lighting in any situation.


In the overview below, you can see which distributions correspond with which street settings. The combinations are highly flexible and are suitable for a variety of applications. Examples are: roads in city centers and urban areas, residential streets, pedestrian areas, cycle lanes and parking areas.






**DM Distribution Medium**

- ME3 (to ME6) and CE class for road and street lighting




**DW Distribution Wide**

- ME3 (to ME6) and CE class for road and street lighting




**DK Distribution Medium for wet road conditions**

- MEW class for road lighting



**S Distribution Symmetrical**

- S class for area and square lighting



**A Distribution Asymmetrical**

- CE and S class for area and square lighting
- Only available for Large version



**DRW Distribution Residential Wide**

- P and S class for wide residential street lighting
- Improved Ev for face recognition and safety
- Only available for Mini version

