



SoleCity

A complete collection of LED outdoor lighting products
and urban furniture



PHILIPS
LUMEC





SoleCity

Going beyond decorative functional outdoor lighting to help you create a unique, stunning and harmonious look for any public space.

What's in a name?

Sole means **one and only**. Only Philips Lumec offers a collection of highly efficient outdoor lighting solutions combining different functionalities and applications, while providing advanced features and customization within a single visual signature. **Sole** also represents the **design** aspect of our new product line. The design is **singular**, remarkable and **exclusive**. Each lighting solution is unified or interconnected and part of a **whole**. Our new family of LED outdoor lighting products reflects the **integrity** of the brand as well as harmony and sustainability in design.

City corresponds to the **application** of this new outdoor lighting collection. Dedicated to cities and municipalities, SoleCity has been created for **urban** public places, where lighting should be distinctive and unified in design. It's about creating better **livable cities**, by bringing greater cohesion and improved safety to city streets and urban parks. Livable cities are cities that have the capacity to balance continuity with change, heritage and innovation, natural spaces and urban environment for the benefit of its inhabitants.

As Philips says, "A great city shouldn't just be livable, it should be lovable too."

With the **SoleCity** Collection, the outdoors never looked so good.



*“Elegance, innovation, fluidity...
a movement, a stroke, a line.”*


Philips Lumec's design team



"My wish is to create a unique experience for the users in a specific area, regardless of the time of day. I want to ensure that all objects are tied harmoniously together as far as function and design. The SoleCity Collection contributes positively to the overall experience with its distinct visual signature."

Jean-Philippe André
Landscape Architect, m.sc.a





"I have to provide functional lighting in order to maintain the security at night for my citizens. But that is not enough. I want them to have pride in how their city looks and feels at night. With SoleCity's multiple outdoor LED products we would get functional, decorative LED solutions that are also energy efficient. SoleCity would help us in creating beautiful, safe and appealing urban spaces that the whole family and tourists can enjoy."

Municipal Officer

SoleCity, Multiple Outdoor Products, One Signature Style

We believe in creating innovative outdoor solutions that beautify and inspire. / Philips Lumec understands that the **identity** of a city and the needs of its residents are to be taken seriously. We also know that our clients want uniformity in design, optimum style, superior performance but also energy efficient and sustainable products. For this reason, we have created SoleCity, a comprehensive line of high efficiency, outdoor LED lighting solutions with a complementary line of modern urban furniture. With SoleCity, you also have the added benefit of **customizing** products for a true, one-of-a-kind look.

Through SoleCity, Philips Lumec continues to fulfill their promise to create forward-thinking, high-performance and aesthetically pleasing outdoor lighting solutions that make cities more livable while respecting the planet.



When Modern Urban Design Helps in Creating a City's Identity

What makes a city unforgettable? What makes it charming? / The answer resides in its identity.

To create its own identity, a city must brand itself as unique, beautiful and secure. SoleCity products combine one-of-a-kind, original installations with a single, harmonious signature style. Our team of award-winning designers gave a lot of care and thought to details, in order to obtain a superior finished product such as our LED Street and Area Luminaires. LED Street and Area Luminaires' brackets and structures have sleek, fluid, continuous lines, with seamless joints for a refined beauty.

Another aspect that adds to the loveliness of SoleCity's Luminaires is its high-quality white light, which can transform the night scene, enhance urban architecture and create an inviting ambience that encourages more people to spend time outdoors. By choosing one manufacturer for all your outdoor lighting needs, you ensure that the color of light will be uniform and consistent throughout your site. We control all parameters throughout the manufacturing process, from the LEDs to the luminaire.



From SoleCity to City Pride

At the heart of every city lie its landmarks. / Lighting buildings and monuments puts the city at center stage, creating its identity. However, the true soul of the city lives in people who live there. They socialize in public areas. They use well-lit sidewalks at night. They gather in public parks for leisure activities and cultural events. What better way to honour them than to create beautiful, safe and inviting public spaces. Lighting has the power to enhance life in the city. No longer simply functional, it has become a creative art, contributing to attractive and inviting atmospheres that encourage night-time socializing and enrich the city's night life. During the day, the luminaires' design also plays an architectural role, complementing the street scene with style and beauty.

SoleCity will help create a city's identity and develop city pride with a wide range of products designed with a distinguished, modern, sleek and flawless signature style.

SoleCity brings together high-quality design and craftsmanship in an engaging collection of exterior lighting solutions and urban furniture, living in unison for your greatest outdoor pleasure.



Customization = Design Freedom

The freedom to choose your design. / The freedom to modify some details. The freedom to create different ambiances. Too good to be true? This is exactly what you can expect from the SoleCity Collection. SoleCity not only offers a complete line of high-performance outdoor LED products with complementary urban furniture, but they can be fully customized to make them even more special for your different urban projects.

A selection of modern, tasteful finishes will push your project over the top or simply help it blend seamlessly with the public space environment. Whether you are looking for sophisticated details or subtle changes, SoleCity allows you to create your own solution. Indulge in the possibilities. Make your urban project even more special with your personal touch on the Vertical Projection LED Light Post and the LED Bollard.

With SoleCity, the opportunity to create unique designs with different ambiances becomes a reality. You get to set the mood that best suits your vision. Results will be gratifying and a definite source of pride.



A World of Possibilities

Every lighting scheme presents its own specific set of challenges. A myriad of different techniques, equipment and technologies are available to turn your creative ideas into reality. Every city aims to create an outstanding identity, and LED technology provides ever-expanding design and individualization possibilities. Last but certainly not least, an asset that we know all lighting designers and landscape architects have been waiting for: uniformity in light color from one product to the next. This is what we call impeccable lighting, only from the SoleCity Collection.

Our selection of SoleCity products fulfills the different needs of our clients or their projects, as different products have different functions. Lighting a walkway in a park, for example, is totally different than lighting a picnic area for families to gather:

For walkways, the LED Bollard would be an excellent solution - but by adding a 14-foot pole to the Small LED Street and Area Luminaire, it becomes a pedestrian luminaire and thus a good option for linear lighting. As for the picnic area, the Vertical Projection LED Light Post would provide the best lighting since its function is similar to a Post Top Luminaire. In addition, you have the option of installing a light source on one or both sides of the light post.

Different installations, different needs, different lighting products, one solution: the SoleCity Collection.



Street
and Area
LED Lighting



17

Functional
and Ambience
LED Lighting



23

Architectural
LED Lighting



29



Urban
Furniture

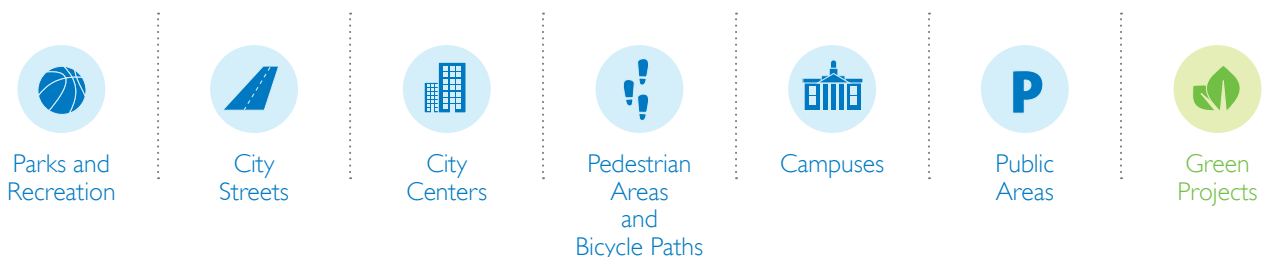


39



Features and Benefits of the SoleCity Collection

Features	Benefits
One visual signature	→ Design uniformity for all products Creates a strong identity for public spaces
Wide range of lighting products	→ Meets the needs for different types of applications and different functionalities
Client customization	→ Creates unique and original projects
Urban furniture available and inspired by the SoleCity Collection	→ Harmony in style and easy access to all products
Outstanding durability and sleek, modern design	→ Astute combination of high performance and aesthetic
Flexibility and variety in lighting schemes	→ Functional lighting combined with ambience lighting
All products are designed and manufactured by Philips Lumec	→ Uniformity in lighting color from one SoleCity fixture to another
Lifespan of up to 100,000 hours for drivers and LEDs	→ Longevity
Philips LEDgene platform and Philips LED drivers	→ Reduced maintenance costs, lower electrical bills Superior photometric performance and respect of the night sky
High-performance white LEDs	→ Ensures security and creates ambience for users
Optical system created with high-performance acrylic refractor lenses	→ Maximizes spacing and mounting height Optimized target lumens for perfect lighting uniformity and intensity
Energy-efficient luminaire	→ Considerable energy savings and longevity
Eco-design* <small>*visit website for more details</small>	→ Product with a reduced footprint compared to its predecessor throughout its entire life cycle
Stand-alone luminaire control solution	→ Simple, cost-efficient and user friendly lighting control management
Dynamic, single-site operation, system control solution	→ Independent operation at low acquisition cost, fully controllable, 24/7 simple data management
Dynamic multiple-site operation, city control solution	→ Turnkey solution, designed specifically for large & complex projects, 24/7 remote access from anywhere



Philips Lumec is Proud to Present its New Urban Collection

Rejuvenating public spaces with the SoleCity Collection is convenient, effortless and so accommodating.

SoleCity includes 8 distinct LED outdoor lighting products, in 3 categories.

These lighting solutions offer coherent design and flexibility to fit perfectly in different types of applications, whether your project is standard or not.

To complement these products, Philips Lumec worked in collaboration with Maglin Site Furniture, an urban outdoor furniture manufacturer, to create the ultimate experience. Maglin has created a line of urban furniture that integrates perfectly with our new line of lighting products.

Multiple items to choose from, to revolutionize the way public spaces are furnished and facilitate all rejuvenation projects.

SoleCity Overview


www.lightingproducts.philips.com



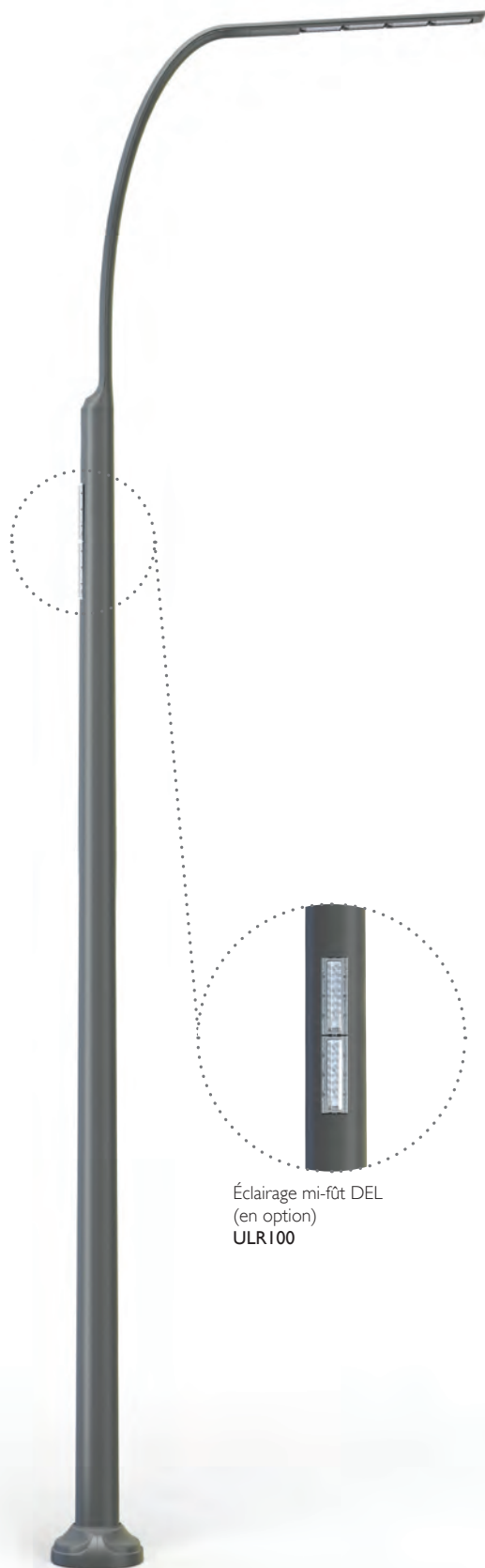
LED Flood Light
(optional)
ULFL100



Small LED Street and Area
Luminaire: ULS100
Bracket: UBS100-1A
Pole: UPS100




Small LED Street and Area
Luminaire 20'
Luminaire: ULS100
Bracket: UBS100-2
Pole: UPS100



Éclairage mi-fût DEL
(en option)
ULR100

Medium LED Street and Area
Luminaire 30'
Luminaire: ULM100
Bracket: UBM100-1A
Pole: UPM100S



Medium LED Street and Area
Luminaire: 30'
Luminaire: ULM100
Bracket: UBM100-2
Pole: UPM100S



LED Bollard
ULB100



Vertical Projection LED Light Post
ULLC100



LED Wallwash
ULFW100



Gobo
ULFG100

SC Furniture Series



Bench



Backless Bench



Trash Container
and Recycle Unit



Bike Rack



Bollard



MAGLIN™
Site Furniture

* Please visit Maglin Furniture
website at www.maglin.com
to see the complete product line
inspired by SoleCity.

Street and Area LED Lighting

The use of light in outdoor areas improves public spaces and public life. SoleCity's line of outdoor lighting products provides beauty and security. These solutions can help bring people back into the city at night, by helping to light city neighbourhoods, parks and streets.

Street and Area LED Lighting improves pedestrian and road safety. An essential component of driver, cyclist and pedestrian safety, adequate lighting helps prevent accidents. Efficient white light is more luminous and more natural. Drivers and cyclists see better. It provides a better distinction of objects, colors, shapes and other details.

Street and Area LED Lighting has the power to make people feel safe and secure, on foot, on bicycles, in cars and on public transportation.



Small LED Street and Area Luminaire



Medium LED Street and Area Luminaire



LED Mid-Pole Light (optional)



SoleCity Small and Medium LED Street and Area Luminaire

The SoleCity LED Street and Area Luminaire (small or medium) is an appropriate lighting solution for residential areas or city streets. It has been designed for streets and areas requiring medium intensity lighting, to large urban boulevards. Optimized optic systems generate the required amount of light in order to ensure security at night.

The bracket and luminaire are built with high-grade aluminum to create finesse in the design line and obtain a superior finish. All joints were minimized and seem to have vanished, which helps to create a continuous seamless line. The result is an organic form.

The bracket and luminaire were designed with a 3-degree tilt for simplified installation. The result is a better, more uniform look after installation. Beauty at a glance.

Poles are available in steel and aluminum. The pole design complies to AASHTO standards. They are suited for harsh environments and are resistant to rain, ice, snow, salt, dust and sand.

We use the latest **Philips Lumileds** technology, the most efficient LEDs in the industry.

Small: www.lightingproducts.philips.com/our-brands/lumec/solecity-uls100.html

Medium: www.lightingproducts.philips.com/our-brands/lumec/solecity-uls100.html

Features

Benefits

Up to 80 high-performance white LEDs



Creates ambience and gives architecture a more authentic look
Ensures maximum reliability and safety for drivers and citizens
The latest LED technology provides a higher light output, compared to standard high-powered LEDs

Placement of driver and electrical components away from LEDs



Lower degradation of light output over product lifespan
Easy maintenance
Operating lifespan of components and driver up to 100,000 hours

Complete LED IP66-rated module and sealed connectors



Protects the light source and electrical components from degradation caused by environmental pollutants such as rain, ice, snow, dust, sand etc.

Luminaire accepts 2 to 5 LED modules



Optimized for different mounting heights
Adapts to different light applications and needs

Dedicated LED optics / types 2, 3 and 4



Provides high-quality, uniform light distribution
Better light trespass control

Easily adaptable with LED Mid-Pole and LED Flood Light



Possibility of customization to create different ambiances
Suits the needs of various applications

Available with intelligent outdoor lighting control solutions



A wide range of control flexibility, from stand-alone to multiple-site operations





SoleCity LED Mid-Pole Light

The SoleCity LED Mid-Pole Light is an option available with the LED Street and Area Luminaires. It allows you to light residential areas, city streets, sidewalks, walkways, bike paths and public areas. It has been designed for installations that require uniform and efficient lighting.

The LED Mid-Pole Light creates horizontal and vertical illuminance, and is perfectly integrated in the poles of the LED Street and Area Luminaires. Lighting is only on one side, in the opposite direction of the luminaire. Vertical lighting provides better facial recognition and makes users feel more secure at night. It also provides nocturnal ambience.

Philips Lumec uses the latest **Philips Lumileds** technology, the most efficient LEDs in the industry.

www.lightingproducts.philips.com/our-brands/lumec/solecity-ulr100.html



Functional and Ambiance LED Lighting

Creating ambience with lighting is achieved by using different methods to illuminate an area, a street or a park. You can create a mood or alter the atmosphere to make it warm, inviting and secure. Functional and ambience LED Lighting ensures that citizens can see their way along paths and up and down stairs. It can highlight magnificent landscape features, such as trees and flowerbeds, while providing safety in all areas.

Functional and ambience LED Lighting can also add a touch of glamour, a hint of magic and more beauty to any project.

The SoleCity Collection will turn any dull landscape or public area into a sight to behold.



Vertical Straight
LED Light Post



LED Bollard



SoleCity LED Vertical Straight Light Post

The SoleCity Vertical Projection LED Light Post is great for residential streets, parks, paths and sidewalks as well as public areas. It has been designed for areas requiring medium intensity lighting. It is also used to create ambience lighting.

The Vertical Projection LED Light Post is built with high-grade aluminum. In addition, the column can be customized by choosing amongst a variety of different decorative plate finishes.

The Vertical Projection LED Light Post creates horizontal and vertical illuminance and is available with lighting on one side (asymmetrical lighting) or on both sides (symmetrical lighting). This allows for better light control, which is perfect to create functional and ambience and give a more authentic look to architecture.

Philips Lumec uses the latest **Philips Lumileds** technology, the most efficient LEDs in the industry.

www.lightingproducts.philips.com/our-brands/lumec/solecity-ullc100.html


Features

Benefits


Up to 64 high-performance white LEDs	→ Creates ambience and gives a more authentic look to architecture Ensures maximum reliability and safety for drivers and users Provides better facial recognition The latest LED technology provides a higher light output, of the street if desired compared to standard high-powered LEDs
Placement of driver and electrical components away from the LEDs	→ Lower degradation of light output over product lifespan Operating lifespan of components and driver up to 100,000 hours
Complete IP66-rated LED module and sealed connectors	→ Protects the light source and electrical components from degradation caused by environmental pollutants such as rain, ice, snow, dust, sand etc.
Vertical Projection LED Light Post accepts 2 to 4 LED modules	→ Adapts to different light applications and needs
Asymmetrical and symmetrical lighting (on one or both sides)	→ No lighting towards the house side of the street, if desired
Available with intelligent lighting solutions	→ A wide range of control flexibility from stand-alone to multiple-site operations
Dedicated LED optics / types 3, 4 and 5	→ Provides high-quality, uniform light distribution Better light trespass control
Now available with up-light shield optimizing the luminous flux for protection of the dark sky	→ Reduces light pollution

To customize the Vertical Projection LED Light Post you can choose amongst a variety of decorative finishes.

Real Wood Panel Ipe Type




Painted Wood Finish Panel




Stainless Steel Panel



Luminous rendering of Vertical Projection LED Light Post



Vertical Projection LED Light Post without shield



Vertical Projection LED Light Post with shield (90% uplight reduction)



SoleCity LED Bollard

The SoleCity LED Bollard is ideal for sidewalks, parks, walkways, bike paths, public areas and building entryways. It has been designed for areas requiring medium intensity lighting, and can be also used to create ambience lighting.

The LED Bollard is built with high-grade aluminum. To maximize their appeal they have minimalist, robust, specifically designed extrusions.

As an added bonus, bollards can be customized by choosing amongst a variety of different decorative plate finishes.

The bollard creates truly efficient vertical ground lighting. The light source is available on one or both sides (symmetrical and asymmetrical lighting). This allows for better light control, which is perfect to create ambience and to feature beautiful landscaping details.

Philips Lumec uses the latest **Philips Lumileds** technology, the most efficient LEDs in the industry.

www.lightingproducts.philips.com/ourbrands/lumec/bollard-solecity-ulb100.htm


Features

Benefits


Up to 32 high-performance white LEDs	<ul style="list-style-type: none"> Creates ambience and features beautiful landscaping details Ensures maximum reliability and safety for pedestrians and cyclists Provides better facial recognition The latest LED technology provides a higher light output, compared to standard high-powered LEDs
Placement of driver and electrical components away from the LEDs	<ul style="list-style-type: none"> Lower degradation of light output over product lifespan Operating lifespan of components and driver up to 100,000 hours
Complete IP66-rated LED bollard and sealed connectors	<ul style="list-style-type: none"> Protects the light source and electrical components from degradation caused by environmental pollutants such as rain, ice, snow, dust, sand etc.
Bollard accepts 1 to 2 LED modules	<ul style="list-style-type: none"> Adapts to different light applications and needs Lights on both sides
Dedicated LED optics / types 3, 4 and 5	<ul style="list-style-type: none"> Provides high quality, uniform light distribution Better light trespass control
Available with intelligent outdoor lighting solutions	<ul style="list-style-type: none"> A wide range of control flexibility, from stand-alone to multiple-site operations
Now available with up-light shield optimizing the luminous flux for protection of the dark sky	<ul style="list-style-type: none"> Reduces light pollution

To customize the LED Bollard you can choose amongst a variety of decorative finishes.

Real Wood Panel Ipe Type




Painted Wood Finish Panel




Stainless Steel Panel



Luminous rendering of LED Bollard



LED Bollard without shield



LED Bollard with shield
(90% uplight reduction)



Architectural LED Lighting

Architectural LED lighting enhances the best in buildings, streets and landscaping – illuminating façades and architecture, while avoiding light spillage. Philips Lumec provides you with the best architectural LED lighting products to compliment architectural landmarks, without overpowering their façades or projecting unwanted luminosity into other buildings.

Some SoleCity products were designed for both architectural and entertainment applications.

Architectural LED lighting can also serve as a form of security lighting, since shadows often extend around building corners or courtyards between buildings. Keeping these areas well lit minimizes theft and vandalism.



LED Flood Light



LED Wallwash



Gobo



SoleCity LED Flood Light

Flood lights are a great way to project a high level of light to a specific outdoor area for safety and security reasons, or simply to highlight architecture elements.

The SoleCity LED Flood Light is a dynamic outdoor unit. It is designed for advanced LED arrays and with its IP66 rating, that it will undoubtedly meet the needs of the architectural world. It combines outstanding floodlighting performance and control with the efficiency and energy savings of the LED source. The SoleCity LED Flood Light is comprised of 32 white LEDs.

The LED Flood Light was designed to be harmoniously integrated or installed onto the luminaire pole. Whether the fixture is ground or pole-mounted, its refined, modern, elongated form will blend well into any surroundings. Various precision optical systems are available, delivering a suitable pattern for any application. These distributions will place the intended target in its best light, free from streaks or striped effects.

The SoleCity LED Flood Light has a 360-degree attachment to swivel in all directions.

Philips Lumec uses the latest **Philips Lumileds** technology, the most efficient LEDs in the industry.

www.lightingproducts.philips.com/our-brands/lumec/solecity-ulfl100.html

Features

32 high-performance white LEDs

Placement of driver and electrical components away from the LEDs

Complete IP66-rated LED Flood Light and sealed connectors

Compact design

Available with intelligent outdoor lighting solutions when installed on the luminaire

Benefits

→ Creates ambience and highlights specific architecture elements
→ The latest LED technology provides a higher light output, compared to standard high-powered LEDs

→ Lower degradation of light output over product lifespan
→ Operating lifespan of components and driver up to 100,000 hours

→ Protects the light source and electrical components from degradation caused by environmental pollutants such as rain, ice, snow, dust, sand etc.

→ Exceptional performance for its size

→ A wide range of control flexibility, from stand-alone to multiple-site operations





SoleCity LED Wallwash

The SoleCity LED Wallwash can be mounted to a junction box on a wall, roof or floor. Its swivel bracket allows flexible fixture positioning and can be locked into place. It distributes light smoothly for vertical and/or horizontal surface wall washing.

The SoleCity LED Wallwash is easy to install.

Philips Lumec uses the latest **Philips Lumileds** technology, the most efficient LEDs in the industry.

www.lightingproducts.philips.com/our-brands/lumec/solecity-ulfw100.html



SoleCity Gobo

Make your projects stand out by sculpting with light. / Use your imagination – with the SoleCity Gobo, transform your space into a creative and distinct area with dramatic visual effects or subtle highlights.

The SoleCity Gobo is ideal for the lighting of texts, logos, patterns and other images. Best suited for façades, courtyards, atriums, walkways or anywhere you want to draw attention.

Field-adjustable shutters enable accurate geometric framing of monochrome or colored beams, through the use of color filters.

The SoleCity Gobo has a 360-degree attachment to swivel in all directions.

Creating an eye-catching and dramatic visual experience has never been easier or more delightful.

www.lightingproducts.philips.com/our-brands/lumec/solecity-ulfg100.html

Features

Ceramic metal halide lamps

Wall and pole mounting options

Benefits

→ Improved visibility and color accuracy

→ Flexible installation, in order to provide the expected lighting effect



For the Gobo, you can choose the filter with the pattern of your choice.



Urban Furniture



To enhance your outdoor space, Philips Lumec is collaborating with Maglin Site Furniture to provide a SoleCity inspired collection of integrated furniture.

Maglin is a leading North American manufacturer of public site furniture. Through outstanding design and innovative use of recycled materials, Maglin creates high-quality solutions to enhance the aesthetics and functionality of all environments. Maglin's innovative design team is continually developing site furniture concepts that provide inspirational aesthetic appeal.

Philips Lumec is proud to be associated with Maglin. Our joint commitment to high-end design, superior craftsmanship and to the environment will make this an experience unlike any other.

SC Furniture Series



Bench



Backless Bench



Trash Container
Recycle Unit



Bike Rack



Bollard

*Please visit Maglin Furniture website at www.maglin.com to see the complete product line inspired by SoleCity.



Lighting the Way to a New World

Since 1972, Philips Lumec has been committed to anticipating and fulfilling the lighting needs of highly specialized industries. / We focus on developing solutions that respond to those needs. This visionary approach has made Philips Lumec one of the most respected outdoor lighting partners throughout North America. We do our own R&D and we manufacture our products in-house - this ensures that each Philips Lumec luminaire is built to the highest standards, using only the best technology and methods. We practice the art of sustainable design and the science of smart engineering, in order to provide our clients with the best lighting products in the world. Philips Lumec actively forges partnerships within the industry in order to engineer lighting solutions that are flexible, environmentally responsible, adaptable, and truly inspired.

Philips Lumec's history is rich and its influence on the outdoor lighting market is considerable. Philips Lumec employees are proud to be associated with the world leader in lighting. Philips provides Lumec with a leading position in the Canadian decorative and functional outdoor lighting market, by offering both contemporary and traditional luminaires, as well as playing a major role in the United States. Our products can be found around the globe, as shown by our various projects in Asia, Mexico and the Caribbean.



www.lightingproducts.philips.com



© 2013 Koninklijke Philips N.V. (Royal Philips). All rights reserved.
Specifications are subject to change without notice.
www.philips.com/luminaires

Plu-1305BR 11/13

Philips Lighting Company
200 Franklin Square Drive
Somerset, NJ 08873
Phone: 855-486-2216

Philips Lighting Company
281 Hillmount Road
Markham ON, Canada L6C2S3
Phone: 800-668-9008

