



# InstantFit (UL Type-A) T5

## 14T5HE/46-830/IF20/G/DIM 10/1

The InstantFit TLED lamps provide hassle-free installation with simple lamp-for-lamp replacements. They deliver what we promise, with at least 40% energy savings, flicker-free performance, and the life you would expect. Other lamps claim compatibility but only InstantFit (UL Type-A) has been proven to work with over 200 ballasts and drivers, delivering even light output, with proven energy savings and a long average lifetime. End users will be delighted being under these comfortable and high quality InstantFit lamps with no visible flicker and optimized optics. Energy managers will enjoy the InstantFit lamps too as they can count the savings delivered by our lamps. To enjoy more energy savings, the InstantFit lamps can be paired with the Advance TLED drivers to create a Type C system.

### Product data

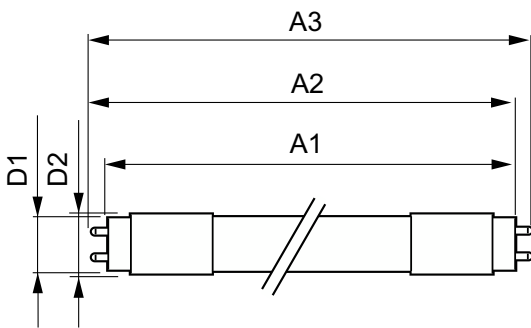
General Information		Color rendering index (CRI)	
Cap-Base	G5		82
Nominal lifetime	50,000 hour(s)	LLMF At End Of Nominal Lifetime (Nom)	70 %
Switching Cycle	50,000	<b>Operating and Electrical</b>	
Lighting Technology	LED	Line Frequency	40000-110000 Hz
EU RoHS compliant	Yes	Input Frequency	40000-110000 Hz
<b>Light Technical</b>		Power Consumption	14 W
Color Code	830 [CCT of 3000K]	Lamp Current (Max)	350 mA
Beam Angle (Nom)	200 degree(s)	Lamp Current (Min)	150 mA
Luminous Flux	2,000 lm	Wattage Equivalent	28 W
Color Designation	White (WH)	Starting Time (Nom)	0.5 s
Correlated Color Temperature (Nom)	3000 K	Warm-up time to 60% light	0.5 s
Luminous Efficacy (rated) (Nom)	142.00 lm/W	Power Factor (Fraction)	0.9
Color Consistency	<6	Voltage (Nom)	70-105 V

# InstantFit (UL Type-A) T5

UL Type	UL Type A
<b>Temperature</b>	
Ambient temperature range	-4 °F to 113 °F
T-Case Maximum (Nom)	158 °F
<b>Controls and Dimming</b>	
Dimmable	Yes
<b>Mechanical and Housing</b>	
Bulb Finish	Frosted
Bulb Material	Glass
Product Length	47-1/4 inch
Bulb Shape	T5
<b>Approval and Application</b>	
Energy Saving Product	Yes
Approval Marks	UL certificate RoHS compliance

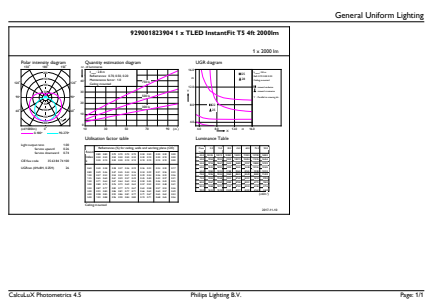
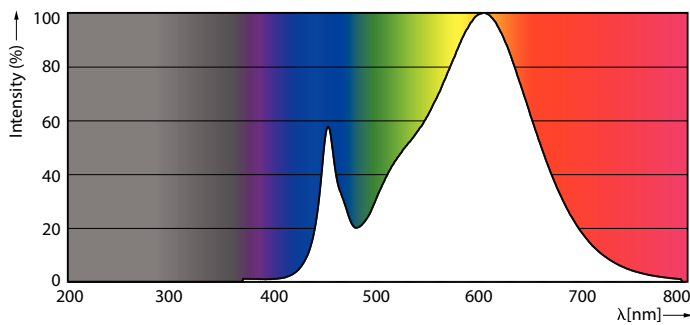
Energy Consumption kWh/1000 h	- kWh
Energy Certifications	DLC Standard
<b>Application Conditions</b>	
can it be used in closed luminaires	Yes
<b>Product Data</b>	
Order product name	14T5HE/46-830/IF20/G/DIM 10/1
Full product name	14T5HE/46-830/IF20/G/DIM 10/1
Order code	476499
Material Nr. (12NC)	929001823904
Numerator - Quantity Per Pack	1
EAN/UPC - Product/Case	046677476496
Numerator - Packs per outer box	10
EAN/UPC - Case	50046677476491

## Dimensional drawing



Product	D1	D2	A1	A2	A3
14T5HE/46-830/IF20/G/DIM 10/1	5/8 inch	3/4 inch	45-3/16 inch	45-1/2 inch	45-3/4 inch

## Photometric data

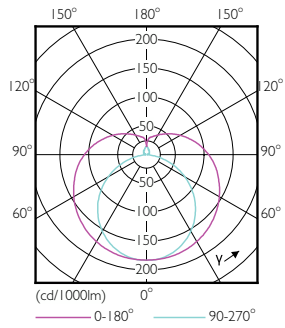


Spectral Power Distribution Colour - 14T5HE/46-830/IF20/G/DIM 10/1

General uniform lighting - 14T5HE/46-830/IF20/G/DIM 10/1

# InstantFit (UL Type-A) T5

## Photometric data

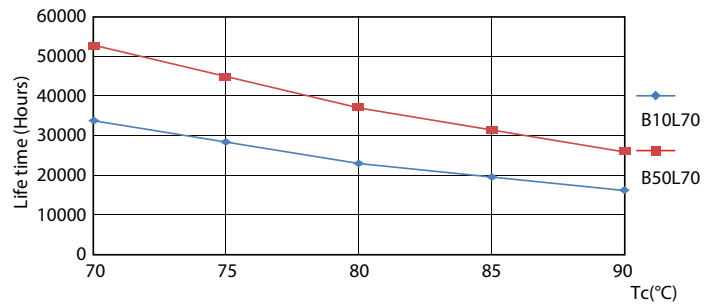


Light Distribution Diagram - 14T5HE/46-830/IF20/G/DIM 10/1

## Lifetime



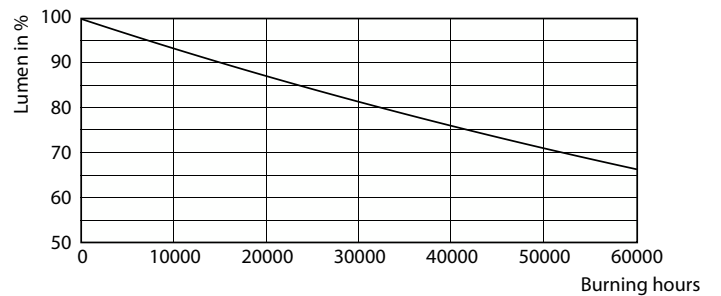
Life Expectancy Diagram - 14T5HE/46-830/IF20/G/DIM 10/1



Life Expectancy Diagram - 14T5HE/46-830/IF20/G/DIM 10/1



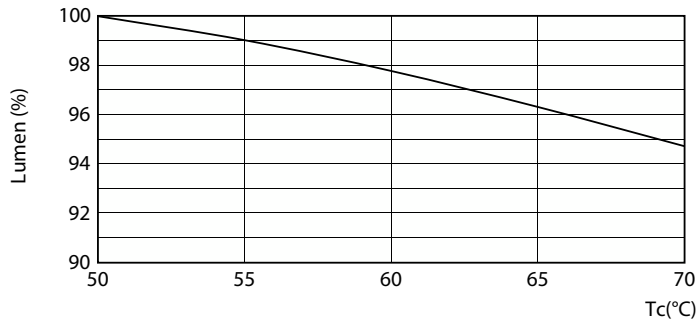
Life Expectancy Diagram - 14T5HE/46-830/IF20/G/DIM 10/1



Lumen Maintenance Diagram - 14T5HE/46-830/IF20/G/DIM 10/1

## InstantFit (UL Type-A) T5

### Lifetime



Lumen Maintenance Diagram - 14T5HE/46-830/IF20/G/DIM 10/1

