



LED Wallpack Retrofits

40WP/LED/850/ND EX39 G2 BB 6/1

Philips LED HID replacement lamps are perfect LED replacement for a variety of outdoor applications. High intensity illumination, which means you get added visibility for applications like streets, public areas, and much more for a fraction of the energy used by conventional HID.

Product data

General Information	
Cap-Base	EX39 [Exclusionary Mogul Screw]
Nominal lifetime	50,000 hour(s)
Switching Cycle	50,000
Lighting Technology	LED
EU RoHS compliant	Yes
Light Technical	
Color Code	850 [CCT of 5000K]
Luminous Flux	6,000 lm
Color Designation	Daylight
Correlated Color Temperature (Nom)	5000 K
Luminous Efficacy (rated) (Nom)	150.00 lm/W
Color Consistency	ANSI 5000K quadrangle
Color rendering index (CRI)	80
LLMF At End Of Nominal Lifetime (Nom)	70 %
Operating and Electrical	
Line Frequency	50 to 60 Hz
Input Frequency	50 to 60 Hz

Power Consumption	40 W
Lamp Current (Nom)	444 mA
Starting Time (Nom)	1 s
Warm-up time to 60% light	1 s
Power Factor (Fraction)	0.9
Voltage (Nom)	100-277 V
UL Type	Type B - bypass the ballast
Temperature	
T-Case Maximum (Nom)	149 °F
Controls and Dimming	
Dimmable	No
Mechanical and Housing	
Bulb Finish	Clear
Bulb Material	Plastic
Bulb Shape	Wall Pack

LED Wallpack Retrofits

Approval and Application

Energy Consumption kWh/1000 h 40 kWh

Product Data

Order product name 40WP/LED/850/ND EX39 G2 BB 6/1
 Full product name 40WP/LED/850/ND EX39 G2 BB 6/1
 Order code 559948

Material Nr. (12NC) 929002398304

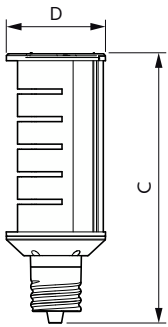
Numerator - Quantity Per Pack 1

EAN/UPC - Product/Case 046677559946

Numerator - Packs per outer box 6



EAN/UPC - Case 50046677559941

Dimensional drawing



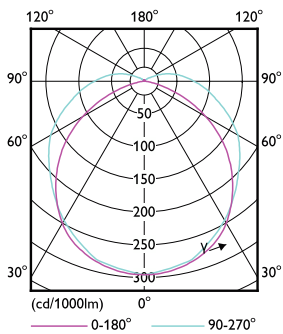
Product	D	C
40WP/LED/850/ND EX39 G2 BB 6/1	3-5/8 inch	8-1/2 inch

Photometric data



General uniform lighting - 40WP/LED/850/ND EX39 G2 BB 6/1

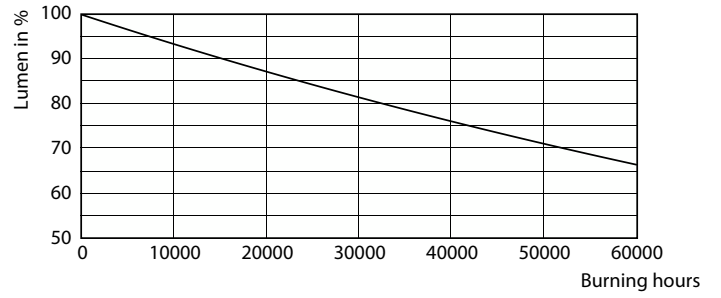
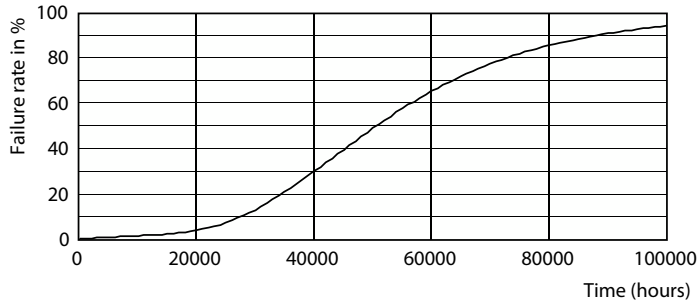
Spectral Power Distribution Colour - 40WP/LED/850/ND EX39 G2 BB 6/1



Light Distribution Diagram - 40WP/LED/850/ND EX39 G2 BB 6/1

LED Wallpack Retrofits

Lifetime



Life Expectancy Diagram - 40WP/LED/850/ND EX39 G2 BB 6/1

Lumen Maintenance Diagram - 40WP/LED/850/ND EX39 G2 BB 6/1

