



LED Wallpack Retrofits

60WP/LED/840/ND EX39 G2 BB 6/1

Philips LED HID replacement lamps are perfect LED replacement for a variety of outdoor applications. High intensity illumination, which means you get added visibility for applications like streets, public areas, and much more for a fraction of the energy used by conventional HID.

Product data

General Information	
Cap-Base	EX39 [Exclusionary Mogul Screw]
Nominal lifetime	50,000 hour(s)
Switching Cycle	50,000
Lighting Technology	LED
EU RoHS compliant	Yes
Light Technical	
Color Code	840 [CCT of 4000K]
Luminous Flux	8,700 lm
Color Designation	Cool White (CW)
Correlated Color Temperature (Nom)	4000 K
Luminous Efficacy (rated) (Nom)	145.00 lm/W
Color Consistency	ANSI 4000K quadrangle
Color rendering index (CRI)	80
LLMF At End Of Nominal Lifetime (Nom)	70 %
Operating and Electrical	
Line Frequency	50 to 60 Hz
Input Frequency	50 to 60 Hz

Power Consumption	60 W
Lamp Current (Nom)	666 mA
Starting Time (Nom)	1 s
Warm-up time to 60% light	1 s
Power Factor (Fraction)	0.9
Voltage (Nom)	100-277 V
UL Type	Type B - bypass the ballast
Temperature	
T-Case Maximum (Nom)	149 °F
Controls and Dimming	
Dimmable	No
Mechanical and Housing	
Bulb Finish	Clear
Bulb Material	Plastic
Bulb Shape	Wall Pack

LED Wallpack Retrofits

Approval and Application

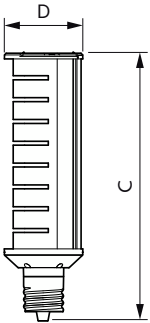
Energy Consumption kWh/1000 h	60 kWh
-------------------------------	--------

Product Data

Order product name	60WP/LED/840/ND EX39 G2 BB 6/1
Full product name	60WP/LED/840/ND EX39 G2 BB 6/1
Order code	559962

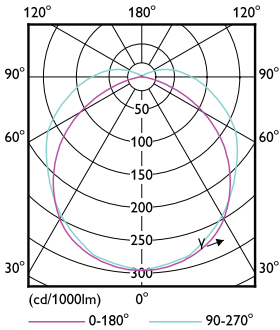

Material Nr. (12NC)	929002398404
Numerator - Quantity Per Pack	1
EAN/UPC - Product/Case	046677559960
Numerator - Packs per outer box	6
EAN/UPC - Case	50046677559965

Dimensional drawing




Product	D	C
60WP/LED/840/ND EX39 G2 BB 6/1	3-5/8 inch	10-5/8 inch

Photometric data



Spectral Power Distribution Colour - 60WP/LED/840/ND EX39 G2 BB 6/1

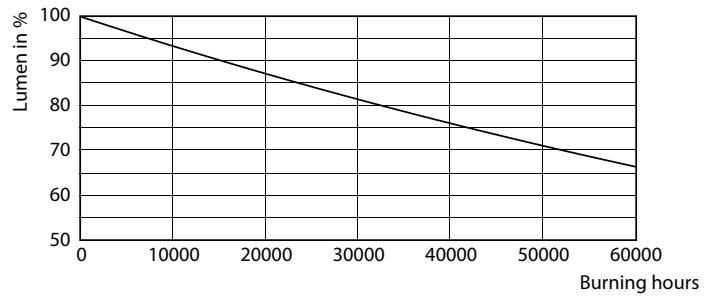
Light Distribution Diagram - 60WP/LED/840/ND EX39 G2 BB 6/1



General uniform lighting - 60WP/LED/840/ND EX39 G2 BB 6/1

LED Wallpack Retrofits

Lifetime



Life Expectancy Diagram - 60WP/LED/840/ND EX39 G2 BB 6/1

Lumen Maintenance Diagram - 60WP/LED/840/ND EX39 G2 BB 6/1

